

Retail Sales - Overview

Sales Amount
Month: October 2023

\$18,998,932

Number of Sales Transactions
Month: October 2023

341,369

Average Price per Gram (Bud/Flower)
Month: October 2023

\$7.67

Sales Amount
Total Calendar Year to Date

\$179,922,151

Number of Sales Transactions
Total Calendar Year to Date

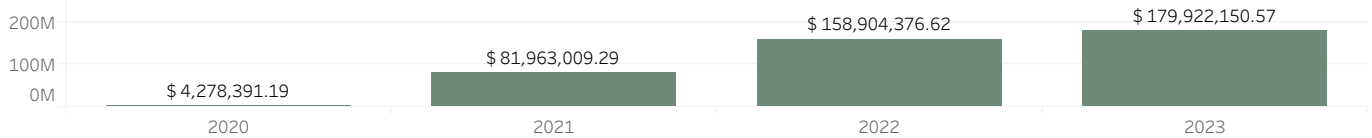
3,118,426

Average Price per Gram (Bud/Flower)
Average for Calendar Year to Date

\$7.84

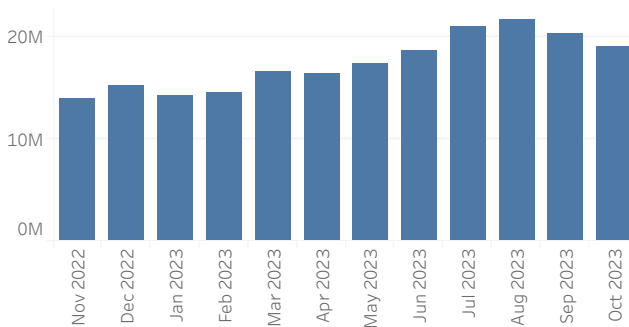
Retail Sales - Annual Trend

Sales amount

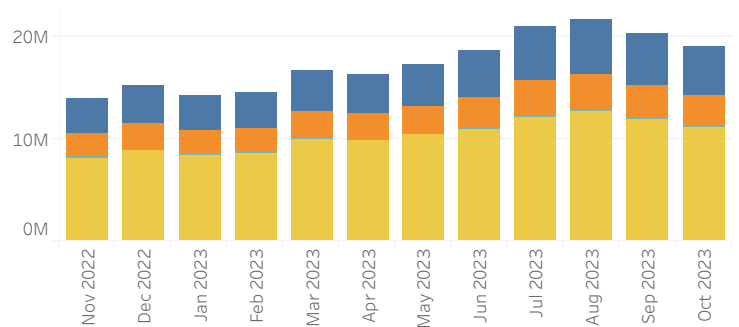


Retail Sales - Previous 12 Months

Sales amount



Sales amount - By Product Category



Footnotes:

- 1) Data is preliminary and subject to revisions and/or adjustments.
- 2) Transaction means number of receipts or overall purchases in a single customer transaction.
- 3) Sales Transactions by Product Category represents all line items on a receipt.

Item Category

- Concentrate
- Infused Product
- Plants
- Usable Cannabis